



FuelTech

The image features a black and white photograph of a car's interior, specifically the dashboard and steering wheel. A FuelTech digital display is visible on the dashboard. Overlaid on the image is a series of seven vertical red bars of increasing width from left to right, followed by a red rectangular box containing the FuelTech logo. The logo consists of the words "FuelTech" in a white, italicized, sans-serif font, with a white underline beneath the text.

PERFORMANCE IN YOUR HANDS!

FuelTech is an international company specialized in developing and manufacturing state of the art performance engine management systems. The company's elite staff, always keeping a grip on the forefront of technology available, guarantees top notch quality and constant innovation.

The product line's greatest advantage is its overall simplicity, from its painless installation to real time tuning in just hours, depending on the application. Our FT series ECU's built-in interface is a complete set that allows the user to have full control of the engine without the need of a PC, emphasizing the on the spot, do it yourself concept.

FuelTech's craftsmanship and technology is built on extreme performance and proof comes from where it matters, the race track. Excellent record breaking track results on a wide variety of racing classes such as Sportsman, Pro Drag, Circuit, Off-Road, Rally, Motorbike and Marine applications testify our commitment to attain the best results, everywhere we compete. Developing and designing high performance products since 2003, FuelTech will surely have a product to fulfill your needs.

Over the past few years we have worked extensively with the US market to prepare our latest EFI system, the FT600, for release in the USA. A team of racing experts worked hand in hand with our in-house staff of software engineers, hardware engineers and designers to help us deliver a product that could be used easily on anything from a street car, bike, jet ski, etc. all the way up to a 5000+hp twin turbo alcohol Pro Mod combination! We made several hundred dyno pulls, many trips to the states and used countless R&D hours to end up with an incredible feature-rich product that we are extremely proud to release to our customers.

SUMMARY

- 03 ■ ECUS
- 15 ■ CONTROLLERS
- 19 ■ METERS AND LOGGERS
- 24 ■ IGNITION
- 27 ■ SENSORS AND ACCESSORIES
- 34 ■ FT APPAREL



ECUS

Engine management systems to control fuel and ignition. Built-in dashboard, power management and a lot more! Fits cars, boats, motorcycles, jet-skis, etc...



10 LEDs for use as progressive Shift Light

4 configurable side LEDs that can be used as a status indicator for any input

IP67 waterproof aluminum chassis

68 pins automotive connectors

32 configurable outputs

20 configurable inputs

Color touchscreen TFT – non reflective

FuelTech FT600

FuelTech FT600, the next level in electronic fuel injection!

POWER ECU FT

Extreme PERFORMANCE
 FT600 is FuelTech's most advanced engine control and monitoring system. It is an ECU, dashboard, data acquisition and power management system.

- ECU & Dashboard in a single product
- Up to 4 customizable dashboard screens available
- Sequential injection for up to 32 injectors
- Sequential ignition for up to 16 coil on plugs
- New 2-step hi-res power management strategy
- G Meter and Gyro
- Drag Racing features
- Power management
- Closed Loop O2 Control
- Nitrous control
- Customizable splash screen
- Datalogger
- User-friendly interface
- USB
- Custom emblem
- Custom flash drive
- And much more!

| | | | |
|---|---|---|---------------------------------------|
|  Active traction control |  Electronic throttle control |  O2 closed loop | Without Harness: #4009 |
|  256 channel internal datalogger |  Integrated BoostController |  Flat shifts using strain gauge sensors - GearController | With 10ft blank harness: #4010 |

FT550

It is an ECU, dashboard, data acquisition and power management system.



Up to 4 customizable dashboard screens available

Without Harness: #5496
With 10ft blank harness: #5497



Virtual LEDs

Color touchscreen TFT – non reflective

Updates, data and map downloads through USB communication



Mounting System included

14 configurable inputs

Waterproof

Automotive connectors

24 outputs



256 channel internal datalogger



Electronic throttle control



Integrated BoostController



Active traction control



O2 closed loop



Integrated GearController

- Sequential injection for up to 24 injectors
- Sequential ignition for up to 12 coil on plugs
- Built-in accelerometer
- New 2-step hi-res power management strategy
- Customizable splash screen
- FuelTech emblem
- And much more!

Updates, data and map downloads through USB communication

Mounting System included

Virtual LEDs

Color touchscreen TFT – non reflective

Waterproof

Automotive connectors



Up to 4 customizable dashboard screens available

Without Harness: #5384
With 10ft blank harness: #5385

FT450

- Sequential injection for up to 10 injectors
- Sequential ignition for up to 5 coil on plugs
- Customizable splash screen
- Idle speed control by timing, PWM valve or ON/OFF valve

- Up to 4 customizable dashboard screens available
- And much more!



256 channel internal datalogger



Integrated Boost Controller



Active traction control



O2 closed loop

POWER FT ECU |

FuelTech EVERYWHERE

FT500LITE

POWER FT
ECU I

All FT500 features without the touchscreen!

- Transform your FT500LITE into a FT500 anytime by purchasing the screen upgrade
- Active traction control
- Rotary and piston engine compatible (2, 3 and 4 rotors, 1 to 12cyl)
- Sound alerts
- System can be programmed to use any sensor (analog 0-5V w/ 1k pullup selection, frequency digital or digital switch)
- Diagnostics panel, electronic throttle and ignition calibration on FTManager
- Idle speed control by step motor, timing, electronic throttle or solenoid valve
- Active traction control



Update your ECU with USB

256 channel internal Datalogger

Without Harness: #3922
With 10ft blank harness: #3923



Without Harness: #3315
With 10ft blank harness: #2639

Update your ECU with USB-CAN Converter¹

Color touchscreen TFT – non reflective

19 channel internal Datalogger

FT350

- 4.3" Color touchscreen
- Distributor type and crank trigger ignition control
- 5 ignition outputs to control wasted spark or coil on plug systems
- Idle speed control by timing or by solenoid
- 19 channel Internal Datalogger¹

¹ FuelTech USB-CAN Converter needed (sold separately)



Without Harness: #3318
With 10ft blank harness: #2643

Update your ECU with USB-CAN Converter¹

Color touchscreen TFT – non reflective

24 channel internal Datalogger

FT400

- 4.3" color touchscreen
- Distributor type and crank trigger ignition control
- 6 ignition outputs to control wasted spark or coil on plug systems
- Idle speed control by timing, step motor or solenoid
- Electronic throttle control (drive-by-wire)¹
- Fuel table tuning aid²
- Closed loop lambda control²
- 24 channel Internal Datalogger³

¹ Not compatible with all electronic throttle bodies

² FuelTech WB-O2 Meter Nano needed (sold separately)

³ FuelTech USB-CAN Converter needed (sold separately)



Without Harness: #3321
With 10ft blank harness: #2815

Update your ECU with USB

128 channel internal Datalogger

FT500

- Sequential fuel injection for up to 20 injectors
- Individual fuel and ignition trim
- Customizable maps resolution (up to 1024 cells)
- Closed Loop O2 Control
- Advanced Nitrous Control
- Integrated BoostController
- Live tuning through the dashboard or PC software (via FTManager software)
- 2D or 3D tables for fuel and ignition maps
- Up to 8 ignition outputs to control wasted spark or coil on plug systems
- Editable sensors parameters allows compatibility with OEM sensors, including parallel connection with OEM ECU

POWER FT
ECU I

| | Limited updates | | FT450 | Limited dashboard updates | | FT550 | FT600 |
|---|--------------------------------|---|---|--|----------------|--|--|
| | FT350 | FT400 | | FT500LITE | FT500 | | |
| SPECIFICATIONS | 1 ~ 12 | | 1 ~ 8 | 1 ~ 12 | | 1 ~ 12 | 1 ~ 12 |
| Piston engine control (cylinders) | 2 | 2 - 3 | 2 | 2, 3 and 4 | | 2, 3 and 4 | 2, 3 and 4 |
| Rotary engine control (rotors) | ● | ● | ● | ● | | ● | ● |
| Crank trigger input | ● | ● | ● | ● | | ● | ● |
| Sequential ignition | ● | ● | ● | ● | | ● | ● |
| Sequential fuel injection | ● | ● | ● | ● | | ● | ● |
| Individual fuel and ignition trim | ● | ● | ● | ● | | ● | ● |
| Simplified 2D fuel and ignition maps | ● | ● | ● | ● | | ● | ● |
| Advanced 3D fuel and ignition maps (table) | ● | ● | ● | ● | | ● | ● |
| Fuel injection time resolution | 0.040ms | | 0.001ms | 0.001ms | | 0.001ms | 0.001ms |
| Ignition timing resolution | 0.25 | | 0.1 | 0.1 | | 0.1 | 0.1 |
| Fuel injection phase angle control | ● | ● | ● | ● | | ● | ● |
| Real time programming | Interface | | Interface + PC | PC | Interface + PC | Interface + PC | Interface + PC |
| FEATURES | ● | ● | ● | PC | ● | ● | ● |
| Diagnostic panel | ● | ● | ● | ● | ● | ● | ● |
| Dashboard | ● | ● | Redesigned up to 4 screens | ● | ● | Redesigned up to 4 screens | Redesigned up to 4 screens |
| Customizable splash screen | ● | ● | ● | ● | ● | ● | ● |
| LEDs for progressive shift light | ● | ● | ● | ● | ● | 10 | 10 |
| LEDs for status indicator or alerts | ● | ● | 4 - virtuals | ● | ● | 4 - virtuals | 4 |
| O2 closed loop | ● | Basic | Advanced | Advanced | | Advanced | Advanced |
| Idle speed control | Idle by timing ON/OFF Valve | Idle by timing ON/OFF Valve Step motor Electronic throttle | Idle by timing ON/OFF Valve PWM valve | Idle by timing ON/OFF valve Step motor Electronic throttle PWM valve | | Idle by timing ON/OFF valve Step motor Electronic throttle PWM valve | Idle by timing ON/OFF valve Step motor Electronic throttle PWM valve |
| Electronic throttle control (drive-by-wire) | ● | ● | ● | ● | | ● | ● |
| Drag racing functions for power management | Basic | Basic | Intermediate | Advanced | | Advanced | Advanced |
| 2-Step rev limiter | ● | ● | New strategy ^b | New strategy ^b | | New strategy ^b | New strategy ^b |
| Progressive nitrous control | Basic | Basic | Advanced | Advanced | | Advanced | Advanced |

a. 1 - By timing; 2 - ON/OFF valve; 3 - Step motor; 4 - Electronic throttle; 5 - PWM valve.

b. Our new 2-step limiter utilizes timing retard and ignition cuts to spool turbos faster and make more boost. This new smoother control strategy also helps to prevent blower belts from snapping and premature wear on gear driven supercharger setups.

c. Allows compatibility with OEM sensors (including parallel connection with OEM ECU).

d. Channels are customizable, i.e., exhaust back pressure, suspension travel, exhaust gas temperature (requires EGT-8CAN or FuelTech ETM-1), fuel tank level, etc.f. Allows the use of the stock MAP sensor on a "plug and play" installation.

e. Mandatory use of a Peak and Hold driver.

f. Usually used to control high impedance injectors with no external driver needed (they also can be configured as auxiliary outputs).

| | Limited updates | | FT450 | Limited dashboard updates | | FT550 | FT600 |
|---|--------------------------------|--------------|--|--|------------------|---|---|
| | FT350 | FT400 | | FT500LITE | FT500 | | |
| FEATURES | ● | ● | ● | ● | | ● | ● |
| Pro-Nitrous functions | ● | ● | ● | ● | | ● | ● |
| N75 progressive boost control | Basic | Basic | Advanced | Advanced | | Advanced | Advanced |
| BoostController | ● | ● | ● | ● | | ● | ● |
| GearController | ● | ● | ● | ● | | ● | ● |
| Active traction control | ● | ● | ● | ● | | ● | ● |
| Customizable sensors parameters | ● | ● | ● ^c | ● ^c | | ● ^c | ● ^c |
| INPUTS AND OUTPUTS | 7 | 13 | 9 | 13 | | 16 | 22 |
| Input channels | 4 | 1 | 7 ^d | 11 ^d | | 14 ^d | 20 ^d |
| Configurable inputs | Hall - Magnetic | | Hall - Magnetic (differential) | Hall - Magnetic (differential) | | Hall - Magnetic (differential) | |
| RPM signal input | 12 | 20 | 10 | 20 | | 24 | 32 |
| Output channels | 4 | 7 | up to 10 (6 ^f +4 ^g) | up to 20 (4 ⁱ +8 ^f +8 ^g) | | up to 24 (4 ⁱ +12 ^f +8 ^g) | up to 32 (8 ⁱ +16 ^f +8 ^g) |
| Configurable outputs | 2 | | up to 10 ^g (6 ^f) | up to 20 ^g (8 ^f) | | up to 24 ^g (12 ^f) | up to 32 ^g (16 ^f) |
| Injector outputs | 5 | 6 | up to 5 (4 ^g +1 ^h) | up to 12 (8 ^g +4 ⁱ) | | up to 12 (8 ^g +4 ⁱ) | up to 16 (8 ^g +8 ⁱ) |
| Ignition outputs | 25min ^k | | 2h50min ^k | 2h50min ^k | | 2h50min ^k | 2h50min ^k |
| DATALOGGER | 2 ~ 20 Hz | | 1 ~ 200 Hz | 1 ~ 200 Hz | | 1 ~ 200 Hz | 1 ~ 200 Hz |
| Datalogger capacity | ● | ● | ● | ● | | ● | ● |
| Sample rate | 19 | 24 | up to 256 | up to 256 | | up to 256 | up to 256 |
| Configurable rate per channel | Plastic | | Plastic - Redesigned | Plastic | | Plastic - Redesigned | Waterproof Aluminum |
| Internal datalogger channels | ● | ● | ● | ● | | ● | ● |
| HARDWARE | ● | ● | ● | ● | | ● | ● |
| Chassis | ● | ● | ● | ● | | ● | ● |
| Integrated accelerometer and gyroscope sensor | Touchscreen + PC | | Touchscreen + PC | PC | Touchscreen + PC | Touchscreen + PC | Touchscreen + PC |
| Automotive connector AMP SUPERSEAL 1.0 | TFT 4.3" Color | | TFT 4.3" Color | ● | TFT 4.3" Color | TFT 4.3" Color | TFT 4.3" Color |
| Programming interface | 1 - FTCAN 1.0 | | 1 - FTCAN 2.0 | 1 - FTCAN 2.0 | | 2 - FTCAN 2.0 | 2 - FTCAN 2.0 |
| Dash Display | Converter USB_CAN ⁱ | | USB ⁱ | USB ⁱ | | USB ⁱ | USB ⁱ |
| FuelTech CAN network | 7.8oz / 220g | 8.1oz / 230g | 9.5oz / 270g | 5.3oz / 150g | 8.1oz / 230g | 11oz / 309g | 20.7oz / 588g |
| PC communication | 5.51 x 3.22 x 1.29 in | | 5.75 x 3.62 x 2.13 in | 5.51 x 3.22 x 1.29 in | | 5.75 x 3.62 x 2.13 in | 5.86 x 3.7 x 2.42 in |
| Weight | Plastic | | Plastic - Redesigned | Plastic | | Plastic - Redesigned | Waterproof Aluminum |
| Dimensions | Touchscreen + PC | | Touchscreen + PC | PC | Touchscreen + PC | Touchscreen + PC | Touchscreen + PC |

g. Usually used for ignition control (they also can be set up as injector outputs or auxiliary outputs).

h. When needed, blue output #6 can be used as ignition output #5

i. Usually used for stepper motor, electronic throttle, MSD/M&W and other ignitions activated by 12V.

k. For PowerFT line, the recording time was measured with 24 channels and 25Hz, for the rest of the line it was at 2Hz with the maximum number of channels.

l. PowerFT line use a common mini USB cable (included). The rest of the line demands the FuelTech USB-CAN Converter (sold separately).

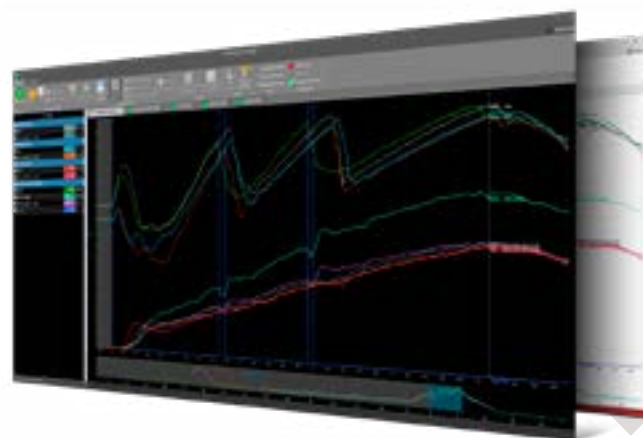


FTMANAGER

PC software for PowerFT line, configure all features, create and edit tunes, view Datalogger and Update ECU software and firmware


- Ignition table MAP x RPM (Advanced)
- Timing and fuel compensation by gear
- RPM/Speed based traction controls edition with overlay on the log

- Customizable table scaling and live cell tuning
- Fuel tables in ms, %VE (volumetric efficiency), %DC (duty cycle) and Fuel Flow (lb/hr, gpm or cc/min)
- Advanced time based controls with log and tune comparison tool
- Pro-Nitrous graphical representation
- Previous generation ECU tune converter to PowerFT line
- Specific tables import tool from other tunes
- Map and configurations backup
- Download new software online FREE and update ECU to stay up to date with all new features



DATA LOGGER

- PowerFT line internal datalogger data download and analysis
- Log files comparison feature
- Mathematic channels to improve log analysis
- Overlay feature allows the customer to easily modify the cell that is used on the log file for Fuel, Timing, and Pro-Nitrous tables
- O2 Correction Overlay now allows the user to easily update their fuel map by applying the O2 closed loop corrections that were present in a log file
- Data export in CSV to embed in video or analysis on other software
- Fuel and ignition tables overlay feature for quicker tuning
- Improved log visualization with different background colors
- New mouse cursor for Datalogger
- RPM timeline for easier data analysis



APP DATALOGGER

- The FuelTech Datalogger application is a log file viewer for your phone or tablet to the PowerFT line
- With it, you can simultaneously view up to 4 recorded channels, allowing a quick data analysis.
- The status events are also available through the application, allowing you to easily check for errors while recording the log.



CONTROLLERS

Advanced electronic controllers, high current injector drivers, high power coil drivers, gear shift controllers, boost controllers.



With 10ft blank harness: #2628



Update your BoostController2 with USB-CAN Converter¹

BOOSTCONTROLLER2

Multi-stage Boost Controller with dual ramp per stage

- 16x2 characters OLED display and buttons that allow programming directly on the unit. No computer needed
- Active boost control through wastegate pressure management
- Up to 6 stages of boost and 1 launch stage
- For drag racing, circuit and street cars
- Dual boost ramp control per stage
- Burnout mode (fixed boost for burnout)
- 3 modes of adjustment:
 - Time and pressure
 - Time and Ramp
 - Ramp and Pressure

¹ FuelTech USB-CAN Converter needed (sold separately)



Without harness

| | |
|----------|-------|
| 2A/0.5A: | #3323 |
| 4A/1A: | #3324 |
| 8A/2A: | #3325 |

With 6ft blank harness

| | |
|----------|-------|
| 2A/0.5A: | #0011 |
| 4A/1A: | #0012 |
| 8A/2A: | #0013 |

PEAKANDHOLD

4-channel low impedance injectors driver unit

- Current control driver for low impedance injectors
- 4-channel low impedance injectors driver unit
 - Available in three current versions:
 - 2A/0.5A
 - 4A/1A
 - 8A/2A

SWITCHPANEL-8

Keypad with 8 configurable buttons and multicolor backlight

- Supply Voltage: 12-24Vdc
- Communication BUS: FT-CAN 2.0
- IP67 protection against water and dust
- Include predefined and blank stickers so you can make your own IDs.
- Multicolor LED backlight that varies according to the programmed function.
- Reallocate up to 8 PowerFT ECU inputs to extra sensors or functions, allowing you to expand your project without having to purchase more devices with more inputs.
- The unit has screws in the back, allowing an easy and discreet installation into the dashboard, making your project even more professional.
- SwitchPanel-8 is compatible with all the features in the PowerFT line.



SwitchPanel-8: #5419



With 10ft blank harness: #2647



Update your GearController with USB-CAN Converter¹

GEARCONTROLLER

Active traction control and power-shift function

- 16x2 characters OLED display and buttons that allow programming directly on the unit. No computer needed
- Active traction control by wheel speed (compatible only with FT350, FT400 and PowerFT line)
- Retards ignition timing to control power on the wheels and cuts ignition on extreme situations
- Full throttle gear change with no clutch use, keeping constant torque and reducing time under no acceleration (power-shift function)²
- Individual gear cut time per shift
- Compatible with stock shift levers (contact us to check compatibility prior to acquisition)

¹ FuelTech USB-CAN Converter needed (sold separately)

² This feature is only compatible with dog engagement equipped gearboxes



| | |
|--------------|-------|
| M10 x 1.25: | #3677 |
| M10 x 1.50: | #5744 |
| M12 x 1.50: | #3676 |
| M12 x 1.75: | #4449 |
| 3/8"-24 UNF: | #3678 |

SHIFTKNOB

Shift Knob w/ Strain Gauge Sensor

- Designed to use with FuelTech FT600 or GearController to perform powershifts¹
- Detects knob deformation to cut the ignition
- H-pattern, sequential or inline application
- CNC machined
- Available in 5 different threads:
 - M10 x 1.25
 - M10 x 1.50
 - M12 x 1.50
 - M12 x 1.75
 - 3/8"-24 UNF

¹ GearController: only compatible with dog engagement equipped gearboxes (Liberty Pro Shift, Liberty Face Plate, etc). Synchro gearboxes are not compatible with GearController.



METERS & LOGGERS

Data acquisition systems, conditioners for thermocouples, and wide band O2 sensor conditioning and display.



Without Harness: #3841
 With 10ft blank harness: #3840

- Replaces WB-O2 Meter Slim

WB02 NANO

Wideband O2 sensor conditioner^{1 2}

- Waterproof (IP67 Certified)
- Easy viewing and small size
- Extended reading scale 0.35 Lambda and up (2.24 AFR Alcohol, 5.15 Gasoline)
- CAN communication 2.0: sends the O2 reading via CAN to the ECU, freeing up the analog inputs
- Allows several conditioners connected to the FTCAN 2.0 network
- Automatic CAN network setup
- 0-5V analog output for connection with stand alone ECU or external datalogger
- Bosch amplification and control circuit

¹ Sensor not included
² Compatible with O2 sensor Bosch #0965



With 8.2ft blank harness: #2651

WB02 DATA LOGGER

6 channel data acquisition system with integrated wideband o2 display and conditioner¹

- 6 recording channels: lambda (internal), RPM and 4 analog inputs (0-5v)
- Native high speed 2.0 USB connection, with no serial adapter required
- Up to 100hz of sampling rate
- Up to 7 hours of recording (on the lower sample rate)



With blank harness: #4060



Without Harness: #2630

EGT-8 CAN

8-channel conditioner for Type K¹ thermocouple with CAN communication

- Conditioner for Type K thermocouple
- 8-channel conditioner for Type K thermocouple with CAN communication
- Extended reading: 32°F to 1832°F
- CAN network communication for PowerFT ECU line, no analog input needed on your ECU
- Any temperature sensing, i.e., exhaust, intake, oil

¹ Thermocouple not included

ETM-1

Thermocouple conditioner type K¹

- Output signal: 0-5V
- 8V to 26V power supply
- Single channel
- For PowerFT line or external Datalogger
- Extended reading: 32°F to 1832°F
- Any temperature sensing, i.e., exhaust, intake, oil

¹ Thermocouple not included



Dual Channel w/o harness: #3398
 Dual Channel w/8ft harness: #3341

ALCOHOL O2

High-end O2 sensor conditioner for Alcohol^{1 2}

- High precision and speed equipment that uses a special O2 sensor conditioner from NTK laboratories or Bosch LSU 4.2 (w/ adapter sold separately)
- Extremely rich air/fuel ratio readings: from 0.30 Lambda (1.94 AFR Alcohol)
- 0-5V analog output for connection with stand alone ECU or external datalogger
- CAN communication with FT500 and FT600

¹ Sensor not included
² Compatible with O2 sensor NTK #0011





IGNITION

High power CDI and inductive ignition modules.



The FuelTech FTSPARK is an extremely high energy Capacitive Discharge Ignition (CDI) system designed to meet the highest spark requirements for racing.

- Extreme performance applications
- 4 Versions: 1, 4, 6, and 8 coil(s)
- Configurable 600mJ energy
- Aluminum housing
- Advanced diagnosis through CAN Bus network
- Single wire triggering mode by Serial bus (1 wire) to PowerFT ECU line or traditional one trigger per channel
- Automotive connector with gold-plated terminals.

| Without Harness | |
|-----------------|-------|
| FTSPARK-1: | #4686 |
| FTSPARK-4: | #4688 |
| FTSPARK-6: | #4690 |
| FTSPARK-8: | #4692 |

| With 6ft blank harness | |
|------------------------|-------|
| FTSPARK-1: | #4687 |
| FTSPARK-4: | #4689 |
| FTSPARK-6: | #4691 |
| FTSPARK-8: | #4693 |
| FTSPARK-8 non-efi: | #5762 |

FTSPARK



Without Harness

| | |
|-------------|-------|
| SparkPRO-1: | #3326 |
| SparkPRO-2: | #3327 |
| SparkPRO-3: | #3328 |
| SparkPRO-4: | #3329 |
| SparkPRO-5: | #3330 |
| SparkPRO-6: | #3331 |
| SparkPRO-8: | #3332 |

With 6ft blank harness

| | |
|-------------|-------|
| SparkPRO-1: | #0016 |
| SparkPRO-2: | #0017 |
| SparkPRO-3: | #0018 |
| SparkPRO-4: | #0019 |
| SparkPRO-5: | #0020 |
| SparkPRO-6: | #0021 |
| SparkPRO-8: | #3161 |

SPARKPRO

High energy inductive ignition

- Versions from 1 to 8 ignition outputs
- High voltage at the coil's primary: up to 430V
- Compatible with any programmable ECU that has dwell control



Bobina Racing CDI: #5218

CDI RACING COIL

Ignition Coil made to be used with our FuelTech FTSPARK

- Use with individual coil per cylinder and also rotary applications
- 125 Amps of current
- Best used with alcohol and nitromethane
- Only compatible with FuelTech FTSPARK



Bobina Smart Coil: #5632

SMART COIL

FuelTech Smart Coil with built-in igniter

- 175mJ @ 9ms Dwell and 14V
- High spark discharge duration
- For direct connection to the ECU's output with no need for external igniters
- Recommended for sequential ignition and individual coil per cylinder applications



SENSORS & ACCESSORIES

Sensors and accessories to read all kinds of data, from the engine's temperature to the suspension travel.



| | |
|--------------------|-------|
| PS-150 (150psi): | #0020 |
| PS-300 (300psi): | #0021 |
| PS-500 (500psi): | #0217 |
| PS-1500 (1500psi): | #0022 |
| PS-3000 (3000psi): | #0220 |
| PS-10B (145psi): | #0694 |

Pressure Sensors

High precision sensors to read pressure of any kind of fluid or gas on the engine

- Reads pressure on all kinds of fluid or gas (oil, fuel, water, boost, exhaust back pressure, etc)
- Output signal: 0.5-4.5V¹ or 1-5V²
- Feed voltage: 5V¹ or 12V²
- Versions: 0-150psi, 0-300psi, 0-1500psi, and 0-10bar
- PS-150, PS-300 and PS-1500 are compatible with PowerFT line
- PS-10B is compatible with all the FT products

¹ Values for PS-150, PS-300, and PS-1500

² Values for PS-10B

Wideband O2 Sensor

Compatible with any FuelTech wide band conditioner (WB-O2 Nano, Alcohol O2¹)

- Can not be used with leaded fuel, diesel or 2 stroke engines. The sensors life span will be drastically reduced or it will be quickly damaged
- Sensor thread: M18 x 1.5mm

¹ Must use adapter. Sold separately.

Alcohol Wideband O2 Sensor

Wideband sensor designed for high accuracy and low AFR

- Must be used with FuelTech Alcohol O2 wideband signal conditioner
- Not compatible with FuelTech WB-O2 Nano
- Sensor thread: M18 x 1.5mm
- Wrench size: 22mm



Wideband O2 Sensor: #0965



Alcohol Wideband O2 Sensor: #0011



Code: #5776

FuelTech Emblem

- Chrome FuelTech logo
- Automotive 3M double-sided tape
- Dimensions: 4.56" (116mm) x 1.3" (33mm) x 0.18" (4,5mm)



4 inches version: #0209
8 inches version: #0211

Suspension Travel Sensor

The best way of monitoring your vehicle's suspension and body movements

- Available in versions of 4 and 8 inches of travel
- Can be used with any FuelTech PowerFT ECU
- 4" Travel Sensor:
 - Total Travel: 4"
 - Length Closed: 9"
 - Length Extended: 13"
 - Mounting: 5mm Heim joints
 - Cable Length: 41"
- 8" Travel Sensor:
 - Total Travel: 8"
 - Length Closed: 13"
 - Length Extended: 21"
 - Mounting: 5mm Heim joints
 - Cable Length: 41"
- Voltage/Output:
 - Supply voltage: 5V
 - Signal Output: 0.5V - 4.5V



Code: #5789

G-Force Long Shifter

- Shifter lever with the GearController sensor already installed
- For use with G Force long style shifter transmissions



Pan Vacuum Sensor: #0031

Pan Vacuum Sensor

Used to read positive or negative pressure on the oil pan

- Signal output: 0.5 - 4.5V
- Sensor thread: 1/8" NPT
- Reading range: -15psi to +15psi



5/16-24": #0025
3/8-24": #0026

Driveshaft Sensor with Bracket

Used to read driveshaft RPM and vehicle speed signal on RWD vehicles

- Non-magnetic driveshaft sensor
- Available in 5/16-24" and 3/8-24" thread sizes
- Connector and pigtail included
- 125" long from end of sensor
- Used with magnetic collars - 8 magnet split collar is recommended




Hall Effect RPM/Speed Sensor: #0083

Hall Effect RPM/Speed Sensor

Used to read crank, cam, wheel, and driveshaft speed

- Compatible with PowerFT ECUs and GearController



MAIN HARNESS

| | Code |
|-------------------------|------|
| V8 PRO500 - 8 injectors | 4769 |
| LS FT500 | 0063 |
| V8 PRO600 | 0076 |

ADD-ON HARNESS

| | Code | | Code |
|---------------------------|------|---|------|
| PRO600 Secondary Injector | 0077 | Nano to Alcohol O2 Adapter ¹ | 4769 |
| PRO600 Smart Coil | 0108 | Bosch to NTK Adapter ² | 0063 |
| PRO600 FTSPARK-1 | 0173 | LS EV1 Injector | 0064 |
| PRO600 FTSPARK-8 | 0142 | | |

¹ Required when using Alcohol O2 w/ PRO600

² Required when using Alcohol O2 & NTK sensor w/ PRO600

Connector Kits

- Recommended for those who have upgraded to a new ECU and want to modify their existing harness for the new connectors.

| | Code |
|---------------------|------|
| FT450 Connector Kit | 5719 |
| FT550 Connector Kit | 5720 |
| FT600 Connector Kit | 4509 |

Adapter Harnesses

- Plug and play adapter harnesses are the fastest way of using a new ECU on an existing installation.

| | Code |
|--|------|
| FT200, FT250, FT300, FT350, FT400 to FT450 | 5634 |
| FT200, FT250, FT300, FT350, FT400 to FT450 and WBO2 Nano | 5767 |
| FT400 to FT550 | 5635 |
| FT500 to FT550 | 5636 |
| FT500 to FT600 | 4005 |





FT500 steering column bracket: #1851
FT500 cage bracket: #2214



FT450 and FT550: #5925
FT600: #2214

ECU mounting brackets

- Extremely lightweight and durable
- Manufactured in billet aluminum CNC machined
- Available in black



Up to FT500¹: #4576



FT450 and FT550: #5924
FT600: #4577

Dash Mount Panels

Perfect finishing for your vehicle.
Can be cut to any shape of dashboard cluster

- Made from high quality ABS
- Black finishing, allowing painting and/or wrapping
- Up to FT500: 17.7" x 11.8" x 1.3" / 450mm x 300mm x 33.1mm
- FT450 and FT500: 17.7" x 11.8" x 1.5" / 450 x 300 x 38,5mm
- FT600: 17.7" x 11.8" x 1.7" / 450mm x 300mm x 42.6mm

¹ For BoostController2, GearController, FT350, FT400 and FT500



Code: #0700

FuelTech CDI Coil Bracket Kit

Use for up to 4 CDI Racing Ignition Coils¹

- Bracket kit designed to mount 4 FuelTech CDI Coils
- Made from lightweight billet aluminum, only 13.1 oz
- Includes (4) 1/4" socket head cap screws to mount the coils to the bracket
- (4) 1/4" threads in the back, front, and bottom for mounting to the chassis

¹ CDI Racing Ignition Coil not included



1.375": #0182
1.500": #0183
1.625": #0184

FTSPARK Mounting Bracket

- Simplify installation of your FTSPARK with our chassis mounting bracket.
- Available sizes: 1.375", 1.500" and 1.625"
- New design allows mounting it horizontally or vertically



Boost Controller Injector Block: #4307

FT Boost Controller Injector Block

Fuel injector support block¹ used with the integrated wastegate boost control function of the PowerFT line ECUs²

- Rubber mount kit included (2 rubber mounts, 2 washers, 4 nuts)
- Must be used with high impedance and high flow injectors (above 50lb/hr). For better efficiency, the Bosch 170lb/hr (0280158827) and Bosch 210lb/hr (0280158821) injectors are recommended

¹ Injectors not included.

² Not compatible with BoostController and BoostController2 units. Use only with PowerFT ECUs.



Boost Controller Dual Valve Kit: #0058

Boost Controller Dual Valve Kit

Dual valve block for PowerFT ECU integrated boost controller

- Suitable for use with CO2 or manifold pressure
- Precise wastegate pressure control
- Valves support up to 150psi
- Lightweight aluminum valve block
- Compact design for tight engine bays
- High reliability



FT APPAREL

Hoodies, shirts, caps, beanies and much more for you to wear your passion for motorsport in the highest quality.

FuelTech **Shirt**

Men



| | |
|--------------|-------|
| Black | |
| S: | #0001 |
| M: | #0002 |
| L: | #0003 |
| XL: | #0004 |
| 2XL: | #0005 |
| 3XL: | #0006 |
| 4XL: | #0024 |

Women



| | |
|--------------|-------|
| Black | |
| S: | #0047 |
| M: | #0048 |
| L: | #0049 |
| XL: | #0050 |

FuelTech **Decal**

FuelTech

| | |
|--------------|-------|
| Black | |
| 7.25": | #1591 |
| 17.63": | #1539 |
| 36": | #1504 |

FuelTech

| | |
|---------------|-------|
| Silver | |
| 7.25": | #1590 |
| 17.63": | #1538 |
| 36": | #1844 |

FuelTech

| | |
|--------|-------|
| 9.88": | #0061 |
|--------|-------|

FuelTech **Hoodie**



| | |
|--------------|-------|
| Black | |
| S: | #0068 |
| M: | #0069 |
| L: | #0070 |
| XL: | #0071 |
| 2XL: | #0072 |
| 3XL: | #0073 |
| 4XL: | #0074 |

Cap

Flex Fit



| | |
|------------|-------|
| Red | |
| S/M: | #0009 |
| L/XL: | #0010 |



| | |
|--------------|-------|
| Black | |
| S/M: | #0007 |
| L/XL: | #0008 |



| | |
|-------------|-------|
| Grey | |
| S/M: | #0185 |
| L/XL: | #0186 |

Beanie



| | |
|--------------|--|
| Black | |
| #0075 | |

Sport **Bag**



| | |
|--------------|-------|
| Red | |
| 16.5" x 20": | #0168 |

FuelTech **Banner**



| | |
|------------|-------|
| 72" x 36": | #0062 |
|------------|-------|

Tire **Cover**



| | |
|------------|-------|
| 42" x 36": | #0198 |
|------------|-------|



FuelTech

www.FuelTech.net

455 Wilbanks Dr.
Ball Ground, GA, 30107, USA

Phone: +1 678-493-3835
Toll free: +1 855-595-3835

Email: info@fueltech.net

v18.4